

Scaled data based on original data using  
LM-79-08 Approved Method: Electrical and Photometric Measurements of Solid-  
State Lighting Products

Test Report Prepared for  
Cooper Lighting Solutions  
(formerly Eaton)

Brand: McGRAW-EDISON

Report Number: P270176

Luminaire Tested: **GWC-AF-01-LED-E1-T2-7027-1200**

Issue Date: 3/3/2020

**Test Information**

Test Method: LM-79-08  
Report Number: P270176  
TEST IS SCALED FROM IESNA LM-79-08 TEST DATA (P24139)  
Test Lab: INNOVATION CENTER P2  
Issue Date: 3/3/2020  
Manufacturer: COOPER LIGHTING SOLUTIONS (FORMERLY EATON)  
Product Line: MCGRAW-EDISON  
Catalog Number: GWC-AF-01-LED-E1-T2-7027-1200  
Description: GALLEON WALL LUMINAIRE  
(1) 70 CRI, 2700K, 1200mA LIGHTSQUARE WITH 16 LEDS EACH AND TYPE II OPTICS  
Light Source: -  
Ballast/Driver: ELECTRONIC DRIVER

**Summary**

Lumens per Lamp: N/A  
Luminaire Lumens: 5944.8 lumens  
Efficiency: N/A  
Efficacy: 88.7 lumens/watt  
Luminous Opening: Rectangular (W 0.5' x L: 0.5' x H: 0')  
IES Classification: Type II - Medium - Full Cutoff  
BUG Rating: B1 - U0 - G2

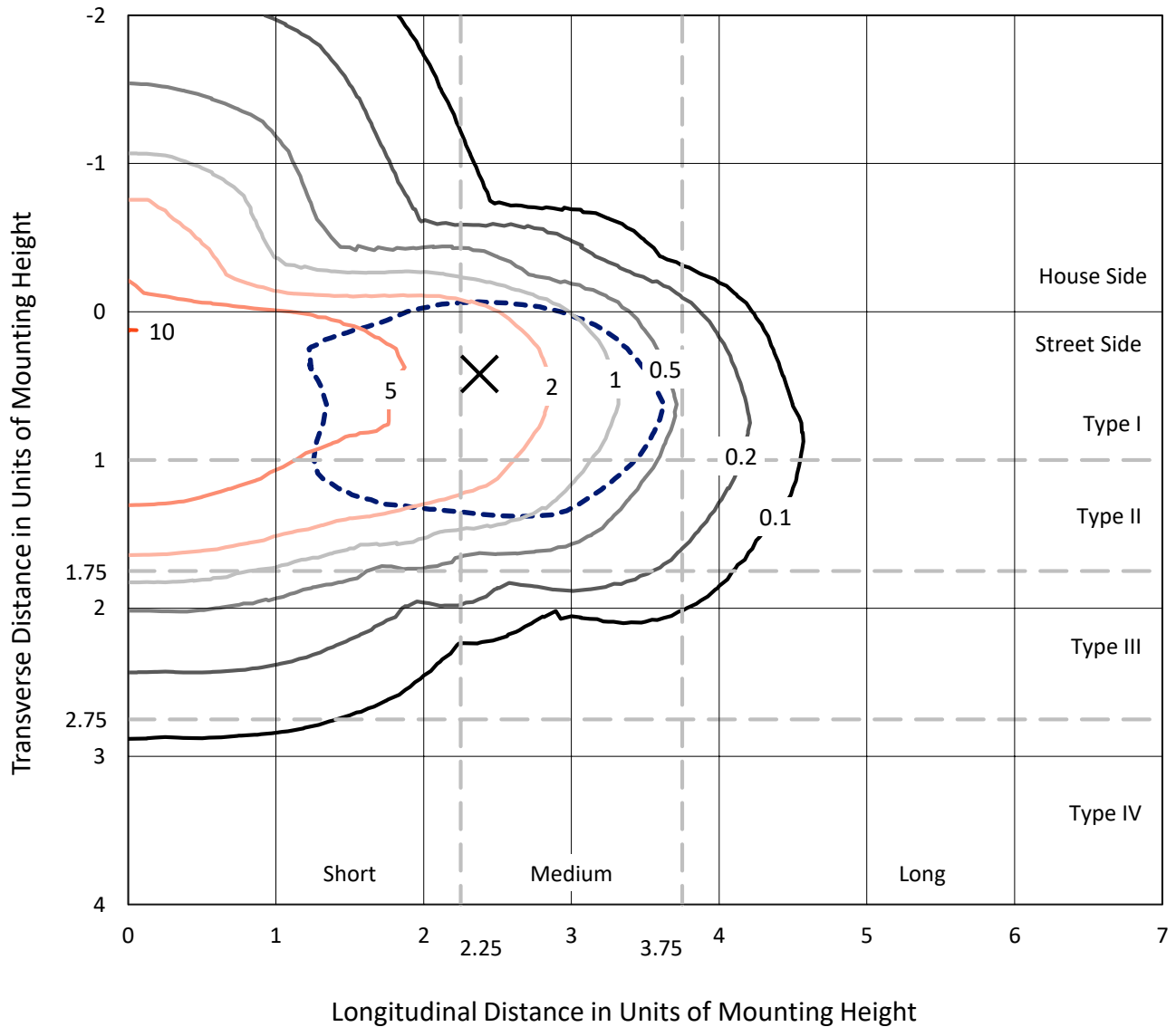
Input Watts (W): 67  
Input Voltage (V): NR  
Input Current (Ain): NR  
Voltage Rise (V): NR  
Power Factor: NR  
Total Harmonic Distortion (THDi): NR  
Frequency (hertz): 60  
Stabilization Time: NR  
Operation Time: NR  
Ambient Temperature (°C): NR  
Test Distance: 25 FT



REPORT NUMBER: P270176  
 CATALOG NUMBER: GWC-AF-01-LED-E1-T2-7027-1200

### Iso-Footcandle Lines of Horizontal Illumination

× Max cd  
 - - - 1/2 Max cd

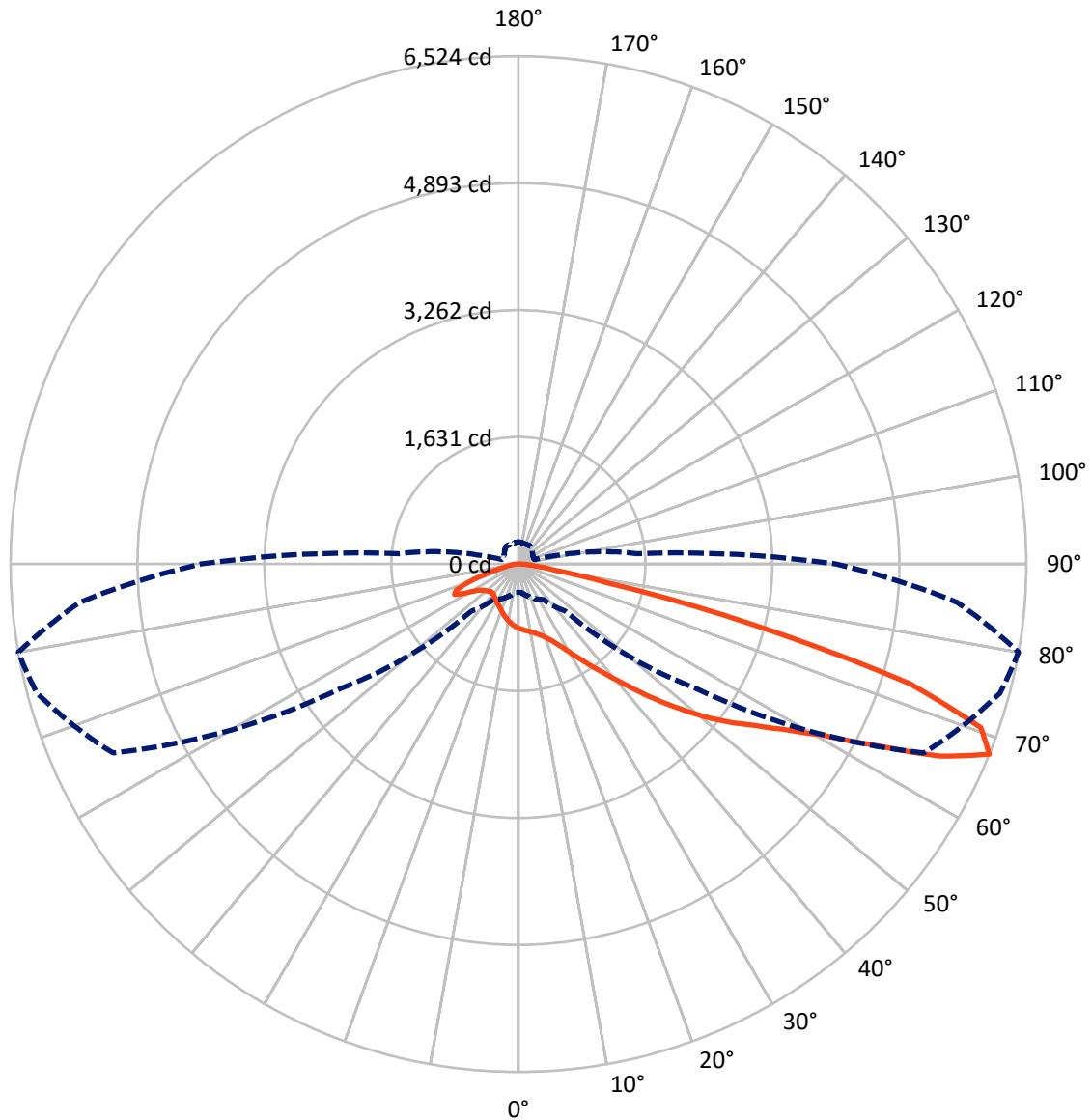


Based on 10 foot mounting height. Maximum calculated value = 10 fc  
 Type II - Medium - Full Cutoff

REPORT NUMBER: P270176

CATALOG NUMBER: GWC-AF-01-LED-E1-T2-7027-1200

### Luminous Intensity Polar Plot



— Vertical Plane Through 80-Deg Lateral    - - - Horizontal Cone Through 67.5-Deg Vertical

REPORT NUMBER: P270176

CATALOG NUMBER: GWC-AF-01-LED-E1-T2-7027-1200

**FLUX DISTRIBUTION:**

		Downward	Upward	Total
<b>House Side</b>	Lumens	1094.8	0.0	1094.8
	% Fixture	18.4	0.0	18.4
<b>Street Side</b>	Lumens	4850.0	0.0	4850.0
	% Fixture	81.6	0.0	81.6
<b>Total</b>	Lumens	5944.8	0.0	5944.8
	% Fixture	100.0	0.0	100.0

**Coefficient of Utilization**

**ZONAL LUMENS:**

Zone	Lumens	% Fixture
0°-10°	76.2	1.3
10°-20°	219.5	3.7
20°-30°	363.3	6.1
30°-40°	594.2	10.0
40°-50°	959.4	16.1
50°-60°	1385.1	23.3
60°-70°	1528.6	25.7
70°-80°	704.6	11.9
80°-90°	113.9	1.9
90°-100°	0.0	0.0
100°-110°	0.0	0.0
110°-120°	0.0	0.0
120°-130°	0.0	0.0
130°-140°	0.0	0.0
140°-150°	0.0	0.0
150°-160°	0.0	0.0
160°-170°	0.0	0.0
170°-180°	0.0	0.0
0°-90°	5944.8	100.0
0°-180°	5944.8	100.0



REPORT NUMBER: P270176

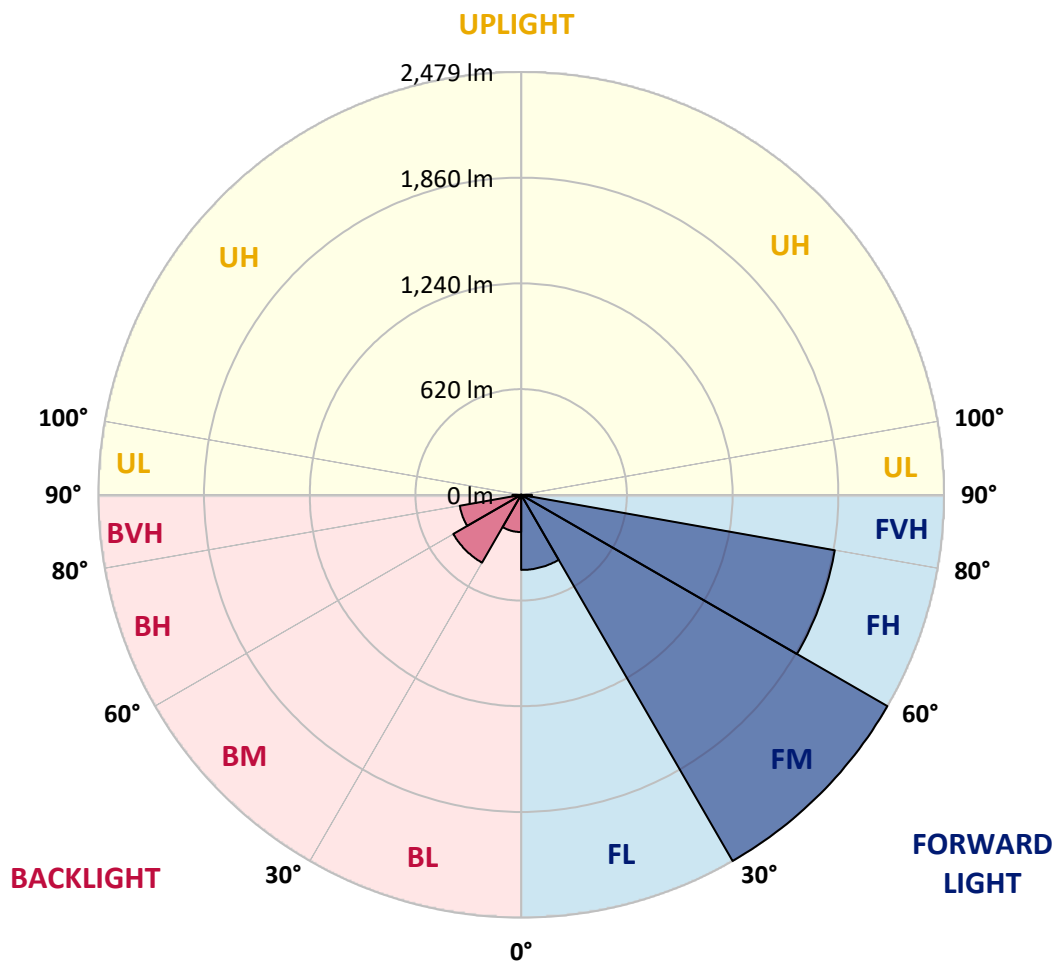
CATALOG NUMBER: GWC-AF-01-LED-E1-T2-7027-1200

**LUMINAIRE CLASSIFICATION SYSTEM LUMEN TABLE AND BUG RATING:**

Zone	Lumens	% Fixture	Zone Rating/Lumen Limit		
			B	U	G
FL (0°-30°)	440.5	7.4			
FM (30°-60°)	2479.4	41.7			
FH (60°-80°)	1867.4	31.4			G2/5000
FVH (80°-90°)	62.6	1.1			G1/100
BL (0°-30°)	218.4	3.7	B1/500		
BM (30°-60°)	459.3	7.7	B1/1000		
BH (60°-80°)	365.7	6.2	B1/500		G1/500
BVH (80°-90°)	51.3	0.9			G1/100
UL (90°-100°)	0.0	0.0		U0/0	
UH (100°-180°)	0.0	0.0		U0/0	

**BUG Rating: B1-U0-G2**

Type II Medium





REPORT NUMBER: P270176

CATALOG NUMBER: GWC-AF-01-LED-E1-T2-7027-1200

**CANDELA DISTRIBUTION (FULL):**

	0°	5°	15°	25°	35°	45°	55°	65°	75°	80°	85°
0°	825.9	825.9	825.9	825.9	825.9	825.9	825.9	825.9	825.9	825.9	825.9
2.5°	903.4	898.1	899.1	897.6	893.3	885.5	877.5	862.6	847.0	838.7	832.4
5°	979.0	977.5	975.5	970.8	959.7	943.8	924.3	897.9	869.5	854.6	840.3
7.5°	1035.4	1034.6	1032.0	1029.0	1018.1	999.2	969.6	932.1	890.8	870.4	848.2
10°	1040.1	1041.7	1043.7	1051.6	1053.1	1042.8	1012.6	967.3	913.1	886.7	858.4
12.5°	1000.4	1003.5	1011.4	1031.7	1053.1	1065.6	1050.1	1004.1	939.2	907.3	871.3
15°	947.6	949.4	959.1	986.9	1025.2	1064.1	1078.8	1044.8	972.9	933.6	890.6
17.5°	925.2	926.1	932.7	951.1	986.9	1042.6	1094.9	1089.0	1014.0	966.3	914.2
20°	913.8	915.7	925.4	943.6	966.0	1014.6	1097.2	1136.7	1063.2	1007.4	944.2
22.5°	946.2	945.3	948.8	958.0	976.9	1006.2	1095.5	1185.9	1125.8	1060.0	983.0
25°	1022.0	1025.2	1019.0	1008.8	1014.9	1035.4	1104.8	1239.1	1204.4	1127.6	1033.9
27.5°	1130.0	1126.7	1117.8	1093.6	1081.1	1090.0	1135.8	1296.6	1301.9	1216.7	1101.3
30°	1237.7	1235.1	1226.2	1197.0	1171.3	1163.9	1196.2	1362.4	1418.0	1323.5	1183.8
32.5°	1349.6	1346.6	1338.4	1309.1	1278.1	1261.1	1281.9	1438.5	1555.0	1451.0	1281.1
35°	1487.4	1481.8	1464.4	1423.9	1393.5	1380.2	1389.9	1534.1	1713.0	1602.0	1399.0
37.5°	1616.9	1625.5	1608.0	1551.7	1512.2	1507.5	1518.3	1650.9	1883.3	1771.0	1534.5
40°	1747.3	1748.7	1732.9	1686.9	1646.2	1638.7	1665.8	1792.6	2084.3	1972.9	1699.2
42.5°	1881.9	1884.7	1858.1	1815.7	1785.9	1787.3	1818.3	1958.6	2315.0	2210.8	1888.9
45°	2041.4	2045.8	2016.4	1960.9	1933.6	1988.4	1975.6	2144.7	2567.8	2481.3	2106.6
47.5°	2208.2	2215.0	2192.7	2140.7	2106.6	2181.9	2132.7	2351.0	2840.0	2771.4	2345.7
50°	2299.2	2308.9	2330.6	2326.7	2319.5	2306.8	2307.9	2572.2	3120.7	3073.3	2591.6
52.5°	2250.3	2250.1	2329.0	2425.1	2527.6	2535.0	2521.6	2805.5	3382.9	3368.6	2823.1
55°	2026.8	2041.9	2161.6	2347.5	2627.4	2802.1	2841.8	3072.7	3640.6	3657.2	3058.1
57.5°	1654.5	1667.1	1828.6	2087.7	2492.6	2960.6	3297.1	3461.1	3928.5	4006.4	3371.0
60°	1122.2	1137.3	1308.6	1619.6	2130.3	2872.2	3730.7	4154.1	4273.2	4450.4	3809.9
62.5°	659.4	673.1	812.7	1021.7	1499.9	2461.6	3920.9	5140.1	4820.8	5120.2	4479.6
65°	454.0	463.3	531.2	636.0	862.0	1657.9	3684.9	5820.8	5663.5	5950.3	5256.1
67.5°	365.3	364.1	417.9	489.3	555.0	854.8	2786.5	5743.9	6404.5	6524.2	5659.1
70°	300.8	299.7	336.2	395.4	443.5	481.4	1517.7	4847.2	6253.5	6302.0	5288.0
72.5°	251.6	252.9	276.3	320.2	363.9	362.6	667.0	3409.8	4919.5	5255.4	4215.2
75°	212.4	213.1	228.6	259.6	295.4	292.0	361.7	1847.4	2859.7	3093.6	2336.8
77.5°	180.9	181.5	191.3	208.6	234.2	233.0	264.0	798.1	1192.9	1178.2	799.3
80°	161.2	161.2	165.9	169.2	183.3	178.0	195.8	383.3	504.3	465.6	319.0
82.5°	126.4	127.0	155.6	154.5	144.3	137.5	137.5	226.0	267.2	247.0	186.7
85°	71.1	70.8	100.4	121.2	127.0	96.8	95.9	126.4	145.4	128.2	90.4
87.5°	30.5	31.0	46.5	53.9	72.0	60.2	59.4	65.2	74.0	64.0	41.9
90°	0.0	0.0	0.0	0.0	0.0	0.0	0.0	0.0	0.0	0.0	0.0



REPORT NUMBER: P270176

CATALOG NUMBER: GWC-AF-01-LED-E1-T2-7027-1200

**CANDELA DISTRIBUTION (continued):**

	90°	95°	105°	115°	125°	135°	145°	155°	165°	175°	180°
0°	825.9	825.9	825.9	825.9	825.9	825.9	825.9	825.9	825.9	825.9	825.9
2.5°	826.3	818.5	801.8	781.2	762.4	750.2	738.9	722.9	723.8	712.6	704.5
5°	825.6	809.8	771.1	725.2	681.0	649.1	625.1	603.5	598.2	588.0	581.8
7.5°	826.3	800.5	735.5	662.1	607.3	566.9	546.3	535.0	532.3	528.8	529.1
10°	828.2	791.9	696.2	602.9	545.5	519.0	513.9	517.5	521.6	522.8	523.1
12.5°	833.0	784.4	653.2	550.2	507.0	498.6	507.3	519.2	527.0	530.9	530.5
15°	843.5	778.6	611.9	509.0	485.5	489.9	505.7	522.8	534.1	539.4	539.7
17.5°	854.8	769.9	569.5	477.3	469.8	480.9	500.4	520.4	534.4	540.3	541.5
20°	869.7	759.4	525.1	453.6	454.8	467.4	485.9	505.7	521.2	526.1	528.6
22.5°	889.4	748.1	486.2	434.3	437.8	447.4	461.8	479.1	492.6	494.8	496.9
25°	915.7	735.8	455.1	416.8	418.3	423.8	433.4	443.8	453.0	450.4	452.4
27.5°	951.1	725.2	431.9	400.6	397.9	399.1	404.1	407.4	412.4	405.0	405.9
30°	992.7	713.9	414.1	386.6	379.4	377.3	378.5	380.2	383.9	374.1	372.5
32.5°	1041.0	700.0	397.4	374.4	364.1	360.0	360.6	365.3	380.0	373.8	370.6
35°	1097.2	684.6	380.0	360.8	353.8	348.0	347.5	362.0	405.7	401.8	398.8
37.5°	1163.0	669.1	362.3	345.7	346.2	339.7	337.8	354.4	410.6	395.8	393.6
40°	1246.8	660.9	347.5	329.6	336.9	336.0	331.8	340.4	377.8	350.6	347.1
42.5°	1350.4	662.1	336.2	312.3	325.7	335.1	328.7	329.0	342.4	322.0	318.7
45°	1478.3	675.7	328.4	298.5	313.1	334.2	327.5	322.9	324.0	313.1	311.4
47.5°	1627.5	704.1	322.9	287.1	301.1	331.0	327.3	321.1	318.4	312.6	311.2
50°	1793.5	745.5	318.7	276.3	290.3	325.7	327.5	319.3	316.4	314.0	313.1
52.5°	1956.5	792.6	312.6	266.8	281.9	319.3	328.4	317.6	314.3	312.6	311.7
55°	2138.2	851.4	303.2	259.0	274.8	311.2	328.4	314.9	311.4	311.7	311.4
57.5°	2383.8	946.5	292.0	252.2	266.3	301.1	322.9	312.0	307.6	307.8	308.2
60°	2767.5	1114.2	278.7	245.5	255.7	289.4	315.2	305.6	301.1	302.3	302.5
62.5°	3331.8	1360.4	261.0	235.5	244.7	276.9	304.6	297.3	292.9	295.9	295.9
65°	3918.2	1577.5	239.4	223.0	233.0	263.2	291.5	287.1	282.7	289.4	289.2
67.5°	4076.0	1528.8	217.7	209.2	221.3	247.9	275.7	273.4	271.0	282.7	282.2
70°	3620.9	1227.4	197.8	195.2	208.3	231.6	258.7	258.7	257.3	266.1	264.0
72.5°	2758.7	870.4	178.9	180.3	193.8	213.6	240.2	242.4	239.9	244.3	242.6
75°	1476.9	498.1	159.8	163.9	175.6	195.6	219.7	221.8	220.4	220.1	221.0
77.5°	490.8	243.5	139.9	146.3	156.6	176.7	198.4	201.7	198.2	197.5	197.3
80°	218.6	153.2	117.9	126.4	135.6	155.3	175.9	178.6	174.7	180.0	173.3
82.5°	140.4	100.7	94.5	103.9	112.6	134.0	153.4	153.9	150.5	174.7	148.9
85°	68.2	62.3	71.1	79.6	87.2	105.3	127.0	127.3	118.5	107.9	104.3
87.5°	34.0	36.3	47.4	55.1	58.7	72.4	92.4	90.6	87.0	79.1	72.9
90°	0.0	0.0	0.0	0.0	0.0	0.0	0.0	0.0	0.0	0.0	0.0

(END OF REPORT)